



SkillsUSA
G E O R G I A

Barbering Contest Update

Barbering Contest Update

Please refer back to the contest regulations in the National Technical Standards concerning equipment and materials that each contestant is required to bring.

You are required to bring 2 manikins: "Ryan" Manikin for the hair and beard design AND "Jake Budget" for the other 2 cuts (you will do 1 cut on Jake then be judged, then work on Jake again for the 2nd cut and then judged again). Both Ryan and Jake Budget manikins are available from Burmax.

Note: Please read thoroughly to ensure you bring everything required including a kit as specified in the standards. A resume is also required as specified in the standards.

Do not forget to bring a Tripod, this is critical!





SkillsUSA® Barbering Technical Standards

Purpose

To evaluate each contestant's preparation for employment and to recognize outstanding students for excellence and professionalism in the field of Barbering.

First, download and review the General Regulations at: updates.skillsusa.org.

ELIGIBILITY

Open to active SkillsUSA members enrolled in programs with Barbering and Cosmetology as the occupational objective.

CLOTHING REQUIREMENT

For men: Official SkillsUSA white polo shirt, black dress slacks, black socks and black leather work or dress shoes.

For women: Official SkillsUSA white polo top, black dress slacks or skirt, black socks or black or skin-tone hose, and black leather, work or dress shoes. Shoes should not exceed a 2 in heel.

Contestants may wear a color apron during the contest.

These regulations refer to clothing items that are pictured and described at: www.skillsusastore.org.

If you have questions about clothing or other logo items, call 800-401-1560 or 703-956-3723.

Note: Contestants should wear their official contest clothing to the contest Orientation in order to participate in the Oral Assessment.

EQUIPMENT AND MATERIALS

1. Supplied by the technical committee:
 - a. Mirror and table
 - b. Biohazard Bag
 - c. Manikins (The Burmax Company and Pivot Point) during NATIONALS only
 - d. Any and all pictures or literature of Haircuts and Creative Instructions.
 - e. Photos of the haircuts that have been selected for competition will be given to the contestant during appropriate time in the contest— they will **not** be published anywhere prior to the national contest.
- f. Contestant will replicate steps a barber would take after an effective client consultation. Contestant will be expected to duplicate a clients desired length and shape within a hair design. Photos and contest instructions given at regional or state contest are specific to that contest only.
2. Supplied by the contestant and this will be checked during KIT CHECK:
 - a. Cutting shears
 - b. Thinning shears
 - c. Razor and spare blade
 - d. Clippers
 - e. Trimmers
 - f. Blow dryer
 - g. Styling products of choice
 - h. Finishing spray
 - i. Combs
 - j. Brushes
 - k. Spray bottle
 - l. Haircolor of choice (Professional Temporary: examples are pencils, chalks, spray, or hair paint. Any type of temporary color not requiring water to rinse is acceptable)
 - m. Towels (minimum of 6)
 - n. Neck strips
 - o. Protective cape (any style cape is adequate)
 - p. Clippies or hair clips
 - q. Labeled spray hospital grade disinfectant
 - r. Hand sanitizer
 - s. First aid kit
 - t. 1 roll of scotch tape
 - u. 1 roll of paper towels
 - v. Tripod
 - w. #2 pencil and a blue or black pen
 - x. Additional items that are needed to complete any portion of 2.0, 3.0 &/or 4.0 maybe be added to kit. They will not be part of the kit check.
 - y. All competitors must create a one-page Résumé to be turned in at Contestant Orientation.
 - z. Contestants must use the **headsheets** included with the technical standards for this portion to create a colored drawing of their creative haircut design with color application and beard design with beard coloring. It should include a written description of the method used to create the design and a picture of the final. Competitors will need two copies of their design theme; one is to be attached to their mirror during the competition. NO pictures from a magazine or internet, MUST be hand drawn.



SkillsUSA® Barbering Technical Standards

- A hard copy of the Resume (U) and Drawing (V) must be submitted to the technical committee chair at orientation. Failure to do so will result in a 10-point penalty.

Note: Your contest will require a hard copy of your résumé as part of the actual contest. Check the Contest Guidelines and/or the updates page on the SkillsUSA website: updates.skillsusa.org.

SCOPE OF THE CONTEST

The contest is defined by industry standards as identified by SkillsUSA technical committee, which includes The Burmax Company, WAHL Clippers. Milady, Pivot Point. and National Barber Association

The contest is divided into four separate skill performance tests with one written and an oral communication competition.

Knowledge Performance

The contest will include a mini resume, job application and a mini interview. Contestants will have 45 minutes to complete the mini resume & job application and the mini interview will be approximately 10 mins in length.

Skill Performance

The four separate skill performance tests assess skills in haircutting, hair styling, haircolor, beard design & coloring. Creativity is assessed in the creative cut and beard design, while haircutting is tested in the re-creation of a man's haircut and one technical haircut, Flat Top, from photograph(s).

Contest Guidelines

1. The contest rules will be reviewed the day before the contest. After the review session, contestants will complete the mini Resume, Job Application and an Interview.
2. All contestants must keep their working area clean and organized throughout the contest.
3. All contestants must follow sanitation and safety procedures throughout the contest.
4. Professional attitude and communication is expected throughout the contest.
5. Once time is called, contestant must stop working. Touching the hair of the mannequin after time is called will result in three penalty points.
6. Cell phones are not allowed in the contest area at any time.
7. No photography or videoing is allowed during the contest. **Contestants and advisors will be allowed to take photos at the conclusion of the contest and during the parade.**
8. For the parade finale, the contestant's name, school, city and state, and their instructor will be given. Contestants will present their completed mannequins to the audience and judges.
9. The technical committee will supply manikins for this contest. If this changes in any given year, contestants will be responsible for supplying their own manikins.
10. **Items that are not allowed to be used during the contest for any cut/style: stencils, ornaments, hairpieces, leveling devices or guards.**
11. Contestants should not wear any jewelry that could interfere with services.
12. Additional free standing lighting or additional extension cords will not be allowed by contestants
13. Headlights for the head are allowed (if needed)
14. NO alterations allowed to clippers or trimmers this could be cause for disqualification of contest – this is a safety and sanitation issue
15. Make sure to check the national website: www.skillsusa.org and the SkillsUSA Barbering Page on Facebook, for any updates prior to the contest.
16. Be aware of your personal hygiene and any strong perfumes or colognes others could have allergies.

Standards and Competencies

BA 1.0 — Interview and Communication Skills: Follow oral and written instructions, respond to oral questions, and demonstrate skill and career readiness by participation in a job application scenario and a mock interview 10 minutes

- 1.1 Complete employment application
- 1.2 Complete Mini Resume
- 1.3 Use a pleasant voice
- 1.4 Properly introduce yourself
- 1.5 Respond to oral questions
- 1.6 Verify resume information
- 1.7 Demonstrate critical thinking skills



SkillsUSA

Barbering Technical Standards

BA 2.0 — Duplicate a Men's Haircut and style that has been selected by the National Technical Committee within a 45-minute time period

- 2.1 Duplicate the haircut using shears, thinning shears, texturizing shears, razor, trimmers, and/or clippers.
- 2.2 Demonstrate blending, sectioning, lining and finishing.
- 2.3 Duplicate the length, design line and textured look of the selected cut
- 2.4 Duplicate the finished design using blow dryer or thermal tools such as curling iron, flat iron, etc., as needed.
- 2.5 Use appropriate styling products to duplicate the selected haircut
- 2.6 Duplicate the balance of form, control of texture and the control of the hair direction
- 2.7 Follow all safety and sanitation procedures and maintain a clean area at all times.

BA 3.0 — Men's Flat Top Cut: Execute a men's flat top haircut on manikin at a length selected by the National Technical Committee within a 60 min time period

- 3.1 Execute the haircut using shears, thinning shears, texturizing shears, razor and/or clipper and trimmers as needed
- 3.2 Demonstrate the correct techniques for cutting a Flat Top
- 3.3 Demonstrate fading, blending, sectioning, lining and finishing
- 3.4 If needed, Contestant may apply styling aid to help Fine tune the flat top
- 3.5 Style using desired styling products to Complete style
- 3.6 Follow all safety and sanitation procedures and maintain a clean area at all times.

BA 4.0 — Create a Men's Creative Freestyle Design Cut and Beard Design including hair and beard color of your choice within a 120-minute time period then there will be an oral presentation of the Creative Design

- 4.1 Identify the theme of the men's creative freestyle design cut and beard design including hair and beard color on paper and turn in hard copy to technical chairman at orientation. A second copy of the freestyle design should be with the contestant during the skill portion of the competition.
- 4.2 Demonstrate fading, blending, sectioning, lining and finishing.
- 4.3 Create a men's creative freestyle design cut and beard design including hair and beard color. Any type of temporary haircolor can be used.

- 4.4 Duplicate the finished design using blow dryer or thermal tools such as curling iron, flat iron, etc., as needed.
- 4.5 Use appropriate styling products to duplicate the selected hair design
- 4.6 Demonstrate balance, proportion and form in the finished creative cut and beard design
- 4.7 Show control of texture and control of hair direction in the finished design
- 4.8 Incorporate current trends in both haircut, haircolor and beard design
- 4.9 Follow all safety and sanitation procedures and maintain a clean area at all times.
- 5.0 Contest will give a 1-3 min speech on their design to the judge.

Committee Identified Academic Skills

The technical committee has identified that the following academic skills are embedded in this contest.

Math Skills

- Use fractions to solve practical problems
- Use proportions and ratios to solve practical problems
- Solve practical problems involving percent's
- Measure angles
- Find volume and surface area of three-dimensional objects
- Apply transformations (rotate or turn, reflect or flip, translate or slide, and dilate or scale) to geometric figures
- Construct three-dimensional models
- Make predictions using knowledge of probability
- Solve problems using proportions, formulas and functions
- Use basic math skills for purpose of marketing and bookkeeping; addition, subtraction, multiplication, division and percentages.

Science Skills

- Describe and recognize elements, compounds, mixtures, acids, bases and salts
- Describe and recognize solids, liquids and gases
- Describe characteristics of types of matter based on physical and chemical properties • Use knowledge of physical properties (shape, density, solubility, odor, melting point, boiling point, color)
- Use knowledge of chemical properties (acidity, basicity, combustibility, reactivity)
- Describe and demonstrate simple compounds (formulas and the nature of bonding)
- Predict chemical changes to matter (types of reactions, reactants and products; and balanced equations)



SkillsUSA® Barbering Technical Standards

- Use knowledge of mechanical, chemical and electrical energy
- Use knowledge of heat, light and sound energy

Language Arts Skills

- Demonstrate use of such verbal communication skills as word choice, pitch, feeling, tone and voice
- Demonstrate use of such nonverbal communication skills as eye contact, posture, and gestures using interviewing techniques to gain information
- Demonstrate comprehension of a variety of informational texts
- Use text structures to aid comprehension
- Understand source, viewpoint and purpose of texts
- Demonstrate knowledge of appropriate reference materials
- Use print, electronic databases and online resources to access information in books and articles

Connections to National Standards

State-level academic curriculum specialists identified the following connections to national academic standards.

Math Standards

- Geometry
- Measurement
- Problem solving
- Communication
- Connections
- Representation

Source: NCTM Principles and Standards for School Mathematics. For more information, visit: <http://www.nctm.org>

Science Standards

- Understands the principles of heredity and related concepts
- Understands relationships among organisms and their physical environment
- Understands the nature of scientific inquiry

Source: McREL compendium of national science standards. To view and search the compendium, visit: www2.mcrel.org/compendium/browse.asp.


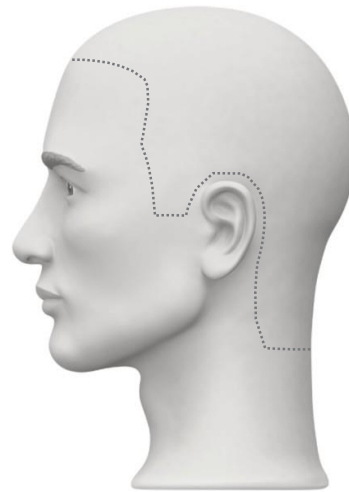
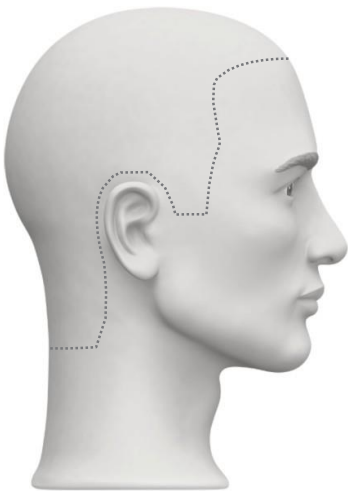
Language Arts Standards

- Students apply a wide range of strategies to comprehend, interpret, evaluate and appreciate texts. They draw on their prior experience, their interactions with other readers and writers, their knowledge of word meaning and of other texts, their word identification strategies, and their understanding of textual features (e.g., sound-letter correspondence, sentence structure, context, graphics)
- Students adjust their use of spoken, written and visual language (e.g., conventions, style, vocabulary) to communicate effectively with a variety of audiences and for different purposes
- Students use spoken, written and visual language to accomplish their own purposes (e.g., for learning, enjoyment, persuasion and the exchange of information)

Source: IRA/NCTE Standards for the English Language Arts. To view the standards, visit: www.ncte.org/standards







Contestants must create a colored drawing of their creative haircut design with color application and beard design with beard coloring. It should include a written description of the method used to create the design and a picture of the final. Competitors will need two copies of their design theme, one is to be attached to their mirror during the competition. NO pictures from a magazine or internet, MUST be hand drawn.

